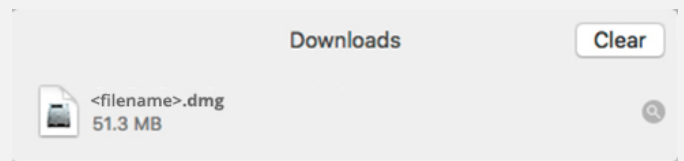


Stellar Data Recovery Professional for Mac

Steps to Install

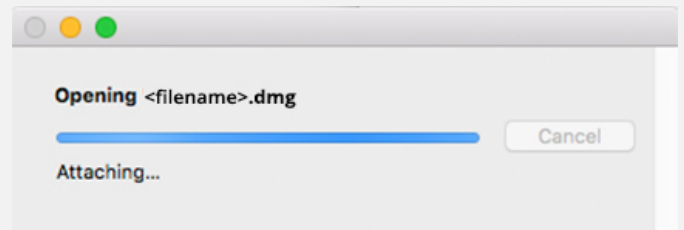
Step 1

Download Stellar Application to your Mac



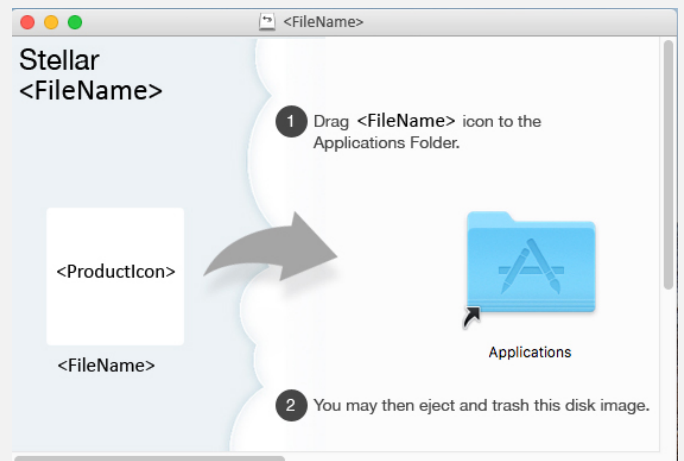
Step 2

Double Click the .DMG File



Step 3

Drag the Application to Your Application Folder and Launch



System Requirements:

Processor: Intel (x86, x64)

Operating Systems: macOS Ventura 13, macOS Monterey 12, macOS Big Sur 11, Catalina 10.15, Mojave 10.14, 10.13, 10.12, 10.11