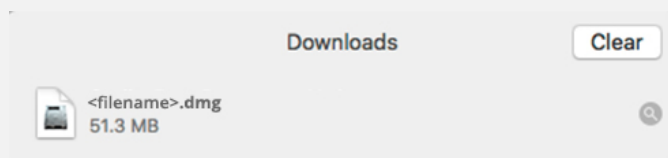


# Stellar Data Recovery Premium for Mac

## Steps to Install

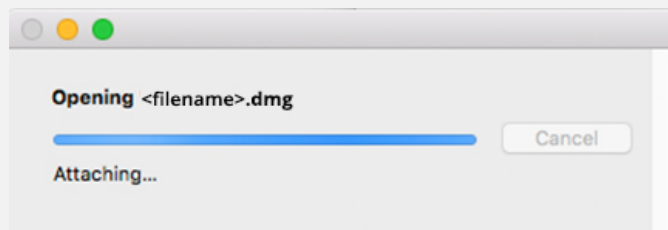
### Step 1

Download Stellar Application to your Mac



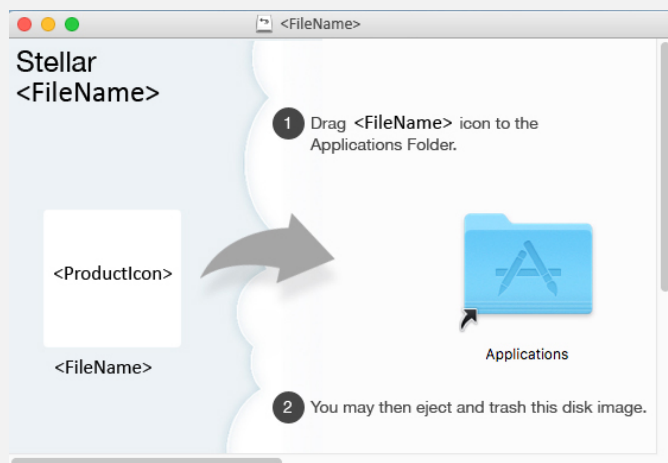
### Step 2

Double Click the .DMG File



### Step 3

Drag the Application to Your Application Folder and Launch



## System Requirements:

Processor: compatible con Intel (x86, x64)

Operating Systems: macOS Ventura, Monterey 12, Big Sur 11, Catalina 10.15, 10.14, 10.13, 10.12 y 10.11